

# ONTARIO INTERNATIONAL AIRPORT AUTHORITY

## COMMISSION AGENDA – REGULAR MEETING



**February 26, 2026, at 2:00 P.M.**

Ontario International Airport Authority Administration Offices  
1923 East Avion Street, Room 100, Ontario, CA 91761

Live Streaming: <https://www.flyontario.com/public-records/live-board-meeting>

**ALAN D. WAPNER**  
President

**CURT HAGMAN**  
Vice President

**RONALD O. LOVERIDGE**  
Treasurer

**JIM W. BOWMAN**  
Secretary

**JULIA GOUW**  
Commissioner

**ATIF ELKADI**  
Chief Executive Officer

**LORI D. BALLANCE**  
General Counsel

**MARILYN BONUS**  
Commission Clerk

### WELCOME TO A MEETING OF THE ONTARIO INTERNATIONAL AIRPORT AUTHORITY

- All documents for public review are on file at the Ontario International Airport Administration Offices located at 1923 E. Avion Street, Ontario, CA 91761.
- Live streaming can be viewed from our website: <https://www.flyontario.com/public-records/live-board-meeting>
- Anyone wishing to speak during public comment, or on an agenda item, will be required to fill out a Request to Address Card (blue slip). Blue slips must be turned in prior to public comment beginning or before an agenda item is taken up. The Commission Clerk will not accept blue slips after that time.
- You may submit public comments by e-mail to [publiccomment@flyontario.com](mailto:publiccomment@flyontario.com) no later than 4:00 p.m. the day before the meeting. Please identify the agenda item you wish to address in your comments. All e-mail comments will be included in the meeting record.
- Comments will be limited to 3 minutes. Speakers will be alerted when their time is up and no further comments will be permitted. Speakers are then to return to their seats.
- In accordance with State Law, remarks during public comment are to be limited to subjects within the Authority's jurisdiction. Remarks on other agenda items will be limited to those items.
- Remarks from those seated or standing in the back of the Commission Meeting Room will not be permitted. All those wishing to speak, including Commissioners and Staff, need to be recognized by the Authority President before speaking.
- Sign language interpreters, communication access real-time transcription, assistive listening devices, or other auxiliary aids and/or services may be provided upon request. To ensure availability, you are advised to make your request at least 72 hours prior to the meeting you wish to attend. Due to difficulties in securing Sign Language Interpreters, five or more business days' notice is strongly recommended. Any members of the public who require special assistance or a reasonable accommodation to participate may contact the Commission Clerk at (909) 544-5307 or [clerk@flyontario.com](mailto:clerk@flyontario.com).

## CALL TO ORDER (OPEN SESSION)

### ROLL CALL

### PLEDGE OF ALLEGIANCE

## AGENDA REVIEW

The Chief Executive Officer will go over all updated materials and correspondence received after the agenda was distributed to ensure Commissioners have received them.

### 1. INFORMATION RELATIVE TO POSSIBLE CONFLICT OF INTEREST

Agenda item contractors, subcontractors and agents may require Commission Member abstentions due to conflict of interests and financial interests. Commission Member abstentions shall be stated under this item for recordation on the appropriate item.

## PUBLIC COMMENTS

The Public Comment portion of the Commission meeting is limited to a maximum of 3 minutes for each Public Comment. Under provisions of the Brown Act, the Commission is prohibited from taking action on oral requests.

## CONSENT CALENDAR

All matters listed under CONSENT CALENDAR will be enacted by one motion in the form listed below. There will be no separate discussion on these items prior to the time Commission votes on them, unless a member of the Commission requests a specific item be removed from the Consent Calendar for a separate vote. Members of the public wishing to address the Commission on items listed on the Consent Calendar will be given a total of 3 minutes each to address the items collectively.

### 2. APPROVAL OF MINUTES

Approve minutes for the OIAA Commission Meeting on January 22, 2026.

### 3. CASH DISBURSEMENT REPORT (BILLS/PAYROLL)

Receive and file the Cash Disbursement Report (Bills/Payroll) for the month ended January 31, 2026.

### 4. COMMISSIONER'S STIPENDS AS REQUIRED BY AUTHORITY BYLAWS

Approve additional stipends per Article IV, Section 6 of the Authority's Bylaws for President Alan Wapner for the Month of January, 2026.

---

**5. FINANCIAL STATEMENTS (UNAUDITED) FOR THE FISCAL YEAR 2026, QUARTER TWO, ENDING DECEMBER 31, 2025**

Receive and file the financial statements (unaudited) for the Fiscal Year 2026, Quarter Two, ending December 31, 2025.

**6. INVESTMENT REPORT FOR THE SIX MONTHS ENDED DECEMBER 31, 2025**

Receive and file the Investment Report for the six months ended December 31, 2025.

**7. AUTHORIZE THE CHIEF EXECUTIVE OFFICER (CEO) TO EXECUTE A SPEND AUTHORIZATION WITH WEX BANK FOR COMPRESSED NATURAL GAS (CNG) FUEL SERVICES AT THE ONTARIO INTERNATIONAL AIRPORT**

Authorize the Chief Executive Officer (CEO) to execute a spend authorization in the amount of \$160,000 for fiscal year end 2026 for compressed natural gas (CNG) fuel services at the Ontario International Airport.

**8. APPROVE A NON-BINDING MEMORANDUM OF UNDERSTANDING (MOU) BETWEEN THE ONTARIO INTERNATIONAL AIRPORT AUTHORITY (OIAA) AND DOS LAGOS SQUARED, LLC, TO AUTHORIZE THE CHIEF EXECUTIVE OFFICER (CEO) TO NEGOTIATE AND EXECUTE AN AGREEMENT BETWEEN THE PARTIES CONSISTENT WITH THE TERMS OF THE MOU**

Approve a one-year Non-Binding Memorandum of Understanding (MOU) between the Ontario International Airport Authority (OIAA) and Dos Lagos Squared, LLC, to authorize the Chief Executive Officer (CEO) to negotiate and execute an agreement between OIAA and Dos Lagos Squared, LLC, consistent with the terms of the MOU. This initiative is designed to enhance passenger retention in ONT's highest leakage market located in Corona, CA, the highest area of potential passengers for Ontario International Airport by boosting visibility and engagement with both the Airport and the Shops at Dos Lagos retail center.

**9. A RESOLUTION OF THE ONTARIO INTERNATIONAL AIRPORT APPROVING THE UPDATED PLAN SPONSOR FOR THE 529 COLLEGE SAVINGS PLAN AND AUTHORIZING DESIGNATED OFFICERS TO EXECUTE NECESSARY DOCUMENTS AND ACTIONS TO IMPLEMENT THE CHANGE.**

Adopt Resolution No. 2026-02 of the Ontario International Airport Authority (OIAA) approving the updated Plan Sponsor for the 529 College Savings Plan (Plan) and authorizing designated officers to execute necessary documents and actions to implement the change.

RESOLUTION NO. 2026-02

A RESOLUTION OF THE ONTARIO INTERNATIONAL AIRPORT AUTHORITY APPROVING THE  
UPDATED PLAN SPONSOR FOR THE 529 COLLEGE SAVINGS PLAN AND AUTHORIZING  
DESIGNATED OFFICERS TO EXECUTE NECESSARY DOCUMENTS AND ACTIONS TO IMPLEMENT  
THE CHANGE.

**10. A RESOLUTION APPROVING THE AMENDED ONTARIO INTERNATIONAL AIRPORT SYSTEM RATES AND CHARGES FOR FISCAL YEAR 2025-2026**

Approve Resolution No. 2026-03 approving the amended Airport System Rates and Charges for Fiscal Year 2025-2026 at the Ontario International Airport Authority ("OIAA" or "Authority").

RESOLUTION NO. 2026-03

A RESOLUTION OF THE ONTARIO INTERNATIONAL AIRPORT AUTHORITY APPROVING THE  
AMENDED AIRPORT SYSTEM RATES AND CHARGES FOR FISCAL YEAR 2025-2026

**CEO REPORT**

**CHIEF EXECUTIVE OFFICER UPDATES**

**COMMISSION MATTERS**

**PRESIDENT WAPNER  
VICE PRESIDENT HAGMAN  
TREASURER LOVERIDGE  
SECRETARY BOWMAN  
COMMISSIONER GOUW**

**ADJOURNMENT**

**AFFIDAVIT OF POSTING**

I, Marilyn Bonus, Commission Clerk of the Ontario International Airport Authority (OIAA), do hereby declare under penalty of perjury that the foregoing agenda has been posted at the administrative office and on the OIAA website in compliance to the Brown Act.

Date Posted: February 20, 2026

Posted Prior To: 2:00 P.M.

Signature:

Marilyn Bonus  
Marilyn Bonus, MMC  
Ontario International Airport Authority Commission Clerk

# ONTARIO INTERNATIONAL AIRPORT AUTHORITY



**MEETING DATE:** FEBRUARY 26, 2026

**SUBJECT:** INFORMATION RELATIVE TO POSSIBLE CONFLICT OF INTEREST

**RELEVANT STRATEGIC OBJECTIVE:**  Invest in ONT  Master the Basics  Plan for the Future

**RECOMMENDED ACTION(S):** Declare Conflict of Interest pertaining to agenda items and contractors and/or subcontractors, which may require Commission member abstentions due to possible conflicts of interest.

**FISCAL IMPACT SUMMARY:** N/A

**BACKGROUND:** In accordance with California Government Code 84308, members of the Ontario International Airport Authority Commission may not participate in any action concerning a contract where they have received a campaign contribution of more than \$250 in the prior twelve (12) months in 2024, or \$500 in 2025, and from an entity or individual if the member knows or has reason to know that the participant has a financial interest, except for the initial award of a competitively bid public works contract. This agenda contains recommendations for action related to the following contractors:

| Item No | Principals & Agents | Subcontractors                                       |
|---------|---------------------|--|
| 05      | WEX Bank            | <ul style="list-style-type: none"><li>None</li></ul> |

**PROCUREMENT:** N/A

**CEQA COMPLIANCE AND LAND USE APPROVALS:** N/A

**STAFFING IMPACT (# OF POSITIONS):** N/A

**IMPACT ON OPERATIONS:** N/A

**SCHEDULE:** N/A

**ATTACHMENTS:** N/A

**STAFF REVIEW AND APPROVAL:**

|                    |  |
|--------------------|--|
| Originator:        | <u>Adrienne Fernandez, Deputy Commission Clerk</u> |
| Originating Dept.: | <u>Executive Division</u>                          |
| Director Review:   | <u>Marilyn Bonus, Commission Clerk</u>             |
| Chief Review:      | <u><i>Atif Elkadi</i></u>                          |
| CFO Review:        | <u>N/A</u>   |
| CEO Approval:      | <u><i>Atif Elkadi</i></u>                          |

This Agenda Report has been reviewed by OIAA General Counsel.

The Agenda Report references the terms and conditions of the recommended actions and request for approval. Any document(s) referred to herein, which are not attached or posted online, may be reviewed prior to or following scheduled Commission meetings in the Office of the Clerk of the Commission. Hours to review are between 8:30 a.m. and 4:30 p.m., Monday through Friday, although these hours and review procedures may be modified. In that case, the documents may be requested by email at [clerk@flyontario.com](mailto:clerk@flyontario.com).



**MEETING DATE:** FEBRUARY 26, 2026

**SUBJECT:** APPROVAL OF MINUTES

**RELEVANT STRATEGIC OBJECTIVE:**  Invest in ONT  Master the Basics  Plan for the Future

**RECOMMENDED ACTION(S):** Approve minutes for the OIAA Regular Commission meeting on January 22, 2026.

**FISCAL IMPACT SUMMARY:** N/A

**BACKGROUND:** The OIAA Commission held a public meeting, and minutes were recorded in text. In accordance with OIAA's Records Retention Schedule, the OIAA must preserve these historical records in hard copy form for permanent retention.

**PROCUREMENT:** N/A

**CEQA COMPLIANCE AND LAND USE APPROVALS:** N/A

**STAFFING IMPACT (# OF POSITIONS):** N/A

**IMPACT ON OPERATIONS:** N/A

**SCHEDULE:** N/A

**ATTACHMENTS:**

1. Minutes

**STAFF REVIEW AND APPROVAL:**

|                    |                                 |
|--------------------|---------------------------------|
| Originator:        | Marilyn Bonus, Commission Clerk |
| Originating Dept.: | Executive Division              |
| Director Review:   | N/A                             |
| Chief Review:      | <i>Atif Ekadi</i>               |
| CFO Review:        | N/A                             |
| CEO Approval:      | <i>Atif Ekadi</i>               |

This Agenda Report has been reviewed by OIAA General Counsel.

The Agenda Report references the terms and conditions of the recommended actions and request for approval. Any document(s) referred to herein, which are not attached or posted online, may be reviewed prior to or following scheduled Commission meetings in the Office of the Clerk of the Commission. Hours to review are between 8:30 a.m. and 4:30 p.m., Monday through Friday, although these hours and review procedures may be modified. In that case, the documents may be requested by email at [clerk@flyontario.com](mailto:clerk@flyontario.com).

**DRAFT UNTIL APPROVED BY THE OIAA COMMISSION**  
**ONTARIO INTERNATIONAL AIRPORT AUTHORITY**  
**REGULAR COMMISSION MEETING**  
**MINUTES**  
**JANUARY 22, 2026**

**CALL TO ORDER**

President Wapner called the Ontario International Airport Authority Regular Commission Meeting to order at 2:00 p.m.

**ROLL CALL**

**COMMISSIONERS**

**PRESENT:**

|  |                          |
|--|--------------------------|
| Alan D. Wapner, President                          | Jim W. Bowman, Secretary |
| Curt Hagman, Vice President (Arrived at 2:05 p.m.) | Julia Gouw, Commissioner |
| Ronald D. Loveridge, Treasurer                     |                          |

A quorum of the OIAA Commissioners was present.

**STAFF:**

|                                     |  |
|-------------------------------------|--|
| Chief Executive Officer Atif Elkadi | Commission Clerk Marilyn Bonus, MMC, CPMC  |
| General Counsel Lori D. Ballance    | Deputy Commission Clerk Adrienne Fernandez |

**PLEDGE OF ALLEGIANCE**

The Pledge of Allegiance was performed.

**AGENDA REVIEW/ANNOUNCEMENTS**

**1. INFORMATION RELATIVE TO POSSIBLE CONFLICT OF INTEREST**

No conflicts of interest were declared.

**PUBLIC COMMENT**

President Wapner called for public comment.

Seeing no one come forward, President Wapner closed public comment.

**CONSENT CALENDAR**

**2. APPROVAL OF MINUTES**

Approved minutes for the OIAA Commission Meeting on December 15, 2025.

**3. CASH DISBURSEMENT REPORT (BILLS/PAYROLL)**

Received and filed the Cash Disbursement Report (Bills/Payroll) for the month ended December 31, 2025.

**4. COMMISSIONER'S STIPENDS AS REQUIRED BY AUTHORITY BYLAWS**

Approved additional stipends per Article IV, Section 6 of the Authority's Bylaws for President Alan Wapner for the Month of December, 2025.

**5. AUTHORIZE THE CHIEF EXECUTIVE OFFICER (CEO) TO NEGOTIATE AND EXECUTE A CONCESSION AGREEMENT BETWEEN ONTARIO INTERNATIONAL AIRPORT AUTHORITY AND JDDA CFA ONTARIO, LLC, INC.**

Authorized the Chief Executive Officer (CEO) to negotiate and execute a Concession Agreement between the Ontario International Airport Authority (OIAA) and JDDA CFA Ontario LLC (JDDA) to operate and manage a Chick-Fil-A restaurant in Terminal 2 at the Airport with updated business and financial terms.

**6. AUTHORIZE THE CHIEF EXECUTIVE OFFICER (CEO) TO NEGOTIATE AND EXECUTE AN AGREEMENT WITH RATEGAIN ADARA, INC. FOR DATA STORAGE**

Authorized the Chief Executive Officer to negotiate and execute a one-year agreement with RateGain Adara, Inc., in the amount of \$180,000 to provide first party advertising targeting through a digital clean room solution.

**7. AUTHORIZE THE CHIEF EXECUTIVE OFFICER (CEO) TO EXECUTE A SECOND AMENDMENT TO THE AGREEMENT WITH CALTEC CORPORATION AND ALLOCATE FUNDS FOR PROGRAM AND CONSTRUCTION MANAGEMENT SERVICES FOR THE SECURITY SCREENING CHECKPOINT EXPANSION PROJECT**

Authorized the Chief Executive Officer (CEO) to approve and execute a Second Amendment to Agreement "SCONT-000802" between the Ontario International Airport Authority (OIAA) and CALTEC Corporation to allocate additional funds in the amount of \$1,900,000.00 for exit lane breach control, associated structural costs, additional LED screens, and associated enabling item change orders for the Security Screening Check Point (SSCP) Expansion Project for a total not to exceed amount of \$9,539,539.45; and apply funds previously approved by the OIAA Commission to an existing task order in the amount of \$100,000 for additional program and construction management (PMCM) services provided by KDG Construction Consulting.

**8. AUTHORIZE THE CHIEF EXECUTIVE OFFICER (CEO) TO NEGOTIATE AND EXECUTE A PROFESSIONAL SERVICES AGREEMENT WITH BAKER TILLY ADVISORY GROUP, LP FOR INTERNAL AUDIT CONSULTING**

**SERVICES FOR THE ONTARIO INTERNATIONAL AIRPORT AUTHORITY**

Authorized the Chief Executive Officer (CEO) to negotiate and execute a professional services agreement with Baker Tilly Advisory Group, LP for internal audit consulting services in the total amount of \$500,000 for a two-year term; and authorize the CEO to exercise three one-year discretionary extensions.

**9. A RESOLUTION OF THE ONTARIO INTERNATIONAL AIRPORT AUTHORITY DECLARING THE REIMBURSEMENT OF ELIGIBLE CAPITAL IMPROVEMENT PROGRAM EXPENDITURES FROM GENERAL AIRPORT REVENUE BONDS, INCLUDING TAX-EXEMPT AND AMT-QUALIFIED BONDS, AND AUTHORIZED RELATED ACTIONS**

Approved a Resolution No. 2026-01 declaring the Ontario International Airport Authority's (OIAA) official intent to reimburse Capital Improvement Program (CIP") expenditures from the proceeds of General Airport Revenue Bonds, including tax-exempt and AMT-qualified bonds, and authorize related actions.

RESOLUTION NO. 2026-01

A RESOLUTION OF THE ONTARIO INTERNATIONAL AIRPORT AUTHORITY DECLARING OFFICIAL INTENT TO REIMBURSE CAPITAL IMPROVEMENT PROGRAM EXPENDITURES FROM THE PROCEEDS OF GENERAL AIRPORT REVENUE BONDS, INCLUDING TAX-EXEMPT AND AMT-QUALIFIED BONDS, AND AUTHORIZING RELATED ACTIONS.

**MOTION: MOTION:** Moved by Secretary Bowman, seconded by Commissioner Gouw, to approve the Consent Calendar. Motion carried by a 4 Yes/0 No/ 1 Absent vote.

**DISCUSSION/ACTION**

Vice President Hagman arrived at 2:05 p.m.

**10. PASSENGER FACILITY CHARGE, CUSTOMER FACILITY CHARGE, ANNUAL COMPLIANCE AUDIT AND SINGLE AUDIT FOR FISCAL YEAR ENDED JUNE 30, 2025**

Received and filed the Passenger Facility Charge, Customer Facility Charge, annual compliance audit and single audit fiscal year ended June 30, 2025.

Discussion included report filing, consistency of findings, the occurrence of high marks, communication with external auditors, and reimbursement funding.

**MOTION:** Moved by Vice President Hagman, seconded by Commissioner Gouw, to approve the Discussion Item 11. Motion carried by a 5 Yes/0 No/0 Absent vote.

**CEO REPORT**

**CHIEF EXECUTIVE OFFICER UPDATES**

Chief Executive Officer Elkadi provided updates on passenger traffic figures, flight changes, and general airport matters. He noted that Chick-fil-A in Terminal 2 and Brewery X in Terminal 4 were anticipated to open in March 2026. He also reported that Swissport, operator of the airport's two Aspire Lounges, received global recognition, with the Aspire Lounge in Terminal 4 voted the best Swissport Lounge worldwide. Additionally, announced the unveiling of the monument sign.

The discussion addressed a decline in rental car revenue due to shorter rental durations, future opportunities to expand lounge space, the unveiling of the monument sign, ongoing investment in branding and expansion of the signage program, and recognition of staff for their work.

## COMMISSIONER MATTERS

Commissioner Gouw congratulated staff on the unveiling of the monument sign and encouraged continuation of the branding campaign. She asked whether freeway signage could include the ONT logo and stated that she was pleased with the progress with the outcomes of the investments made. She also spoke about artificial intelligence and its potential uses, emphasizing the importance of looking toward the future.

Vice President Hagman praised the staff for the unveiling of the monument sign, shared that he was impressed, and congratulated Atif. He added that it was exciting to see the continued improvements each month.

Secretary Bowman spoke about the importance of sustaining and strengthening the airport's branding over time.

Treasurer Loveridge commented regarding feedback he requested from his students and noted that their comments echoed the remarks made by Atif.

President Wapner stated that the marketing team is doing an excellent job.

## ADJOURNMENT

President Wapner adjourned the Ontario International Airport Authority Commissioners Meeting at 2:22 p.m.

RESPECTFULLY SUBMITTED:

APPROVED:

\_\_\_\_\_  
MARILYN BONUS, MMC, CPMC  
COMMISSION CLERK/ASSISTANT SECRETARY

\_\_\_\_\_  
ALAN D. WAPNER, PRESIDENT



**MEETING DATE:** FEBRUARY 26, 2026

**SUBJECT:** CASH DISBURSEMENT REPORT (BILLS/PAYROLL)

**RELEVANT STRATEGIC OBJECTIVE:**  Invest in ONT  Master the Basics  Plan for the Future

**RECOMMENDED ACTION(S):** Receive and file the Cash Disbursement Report (Bills/Payroll) for the month ended January 31, 2026.

**FISCAL IMPACT SUMMARY:** The funding is approved in the Fiscal Year 2025-2026 budget.

**BACKGROUND:** In June 2025, the OIAA Board of Commissioners adopted an operating budget that is driven by strong aviation activity and financial performance realized by OIAA in FY2025. The operating budget was developed from OIAA goals and objectives and includes significant increases in resources to meet current and expected near term growth.

**PROCUREMENT:** N/A

**CEQA COMPLIANCE AND LAND USE APPROVALS:** N/A

**STAFFING IMPACT (# OF POSITIONS):** N/A

**IMPACT ON OPERATIONS:** N/A

**SCHEDULE:** N/A

**ATTACHMENTS:**

1. Cash Disbursement Report (Bills/Payroll) for the month ended January 31, 2026.

**STAFF REVIEW AND APPROVAL:**

|                    |   |
|--------------------|---|
| Originator:        | <u>Celeste Heinonen, Senior Vice President, Chief Financial Officer</u> |
| Originating Dept.: | <u>Financial Accounting and Reporting</u>                               |
| Director Review:   | <u>N/A</u>  |
| Chief Review:      | <u>Celeste Heinonen</u>   |
| CFO Review:        | <u><i>Celeste Heinonen</i></u>  |
| CEO Approval:      | <u><i>Atif Ekadi</i></u>  |

This Agenda Report has been reviewed by OIAA General Counsel.

The Agenda Report references the terms and conditions of the recommended actions and request for approval. Any document(s) referred to herein, which are not attached or posted online, may be reviewed prior to or following scheduled Commission meetings in the Office of the Clerk of the Commission. Hours to review are between 8:30 a.m. and 4:30 p.m., Monday through Friday, although these hours and review procedures may be modified. In that case, the documents may be requested by email at [clerk@flyontario.com](mailto:clerk@flyontario.com).



**MEETING DATE:** FEBRUARY 26, 2026

**AGENDA SECTION:** CONSENT CALENDAR

**SUBJECT:** COMMISSIONER'S STIPENDS AS REQUIRED BY AUTHORITY BYLAWS

**RELEVANT STRATEGIC OBJECTIVE:**  Invest in ONT  Master the Basics  Plan for the Future

**RECOMMENDED ACTION(S):** Approve additional stipends per Article IV, Section 6 of the Authority's Bylaws for President Wapner for the month of January, 2026.

**FISCAL IMPACT SUMMARY:** OIAA operating revenue.

**BACKGROUND:** Article IV, Section 6 of the Authority's Bylaws states as follows:

"No Salary; Reimbursement for Expenses; Stipends. The members of the Commission shall receive no salary but shall be reimbursed for necessary expenses (including mileage in accordance with standard IRS mileage reimbursement rates) incurred in the performance of their duties. Additionally, Commissioners will receive a monthly stipend for each month of a calendar year in the amount of one thousand dollars (\$1,000.00), which amount will be deemed to address Commissioner participation for six (6) Authority-related business functions or events, such as attendance at each monthly Commission meeting, any standing committee meeting, any ad hoc committee meeting, briefings, and any other Authority-related business function or event. If a Commissioner participates in or attends a collective total of more than six (6) Commission meetings, any standing committee meetings, any ad hoc committee meeting, briefings, or any other Authority-related business function or event in a calendar month, then the Commissioner shall receive an additional stipend of one hundred fifty dollars (\$150.00) for each such additional matter, with the majority approval by the Commission."

During the month of January 2026, President Wapner attended eleven (11) additional Authority-related business functions. Majority Commission approval is needed to approve payment of these additional stipends.

**PROCUREMENT:** N/A

**CEQA COMPLIANCE AND LAND USE APPROVALS:** N/A

**STAFFING IMPACT (# OF POSITIONS):** N/A

**IMPACT ON OPERATIONS:** N/A

**SCHEDULE:** N/A

**ATTACHMENTS:** N/A

**STAFF REVIEW AND APPROVAL:**

|                    |  |
|--------------------|--|
| Originator:        | <u>Adrienne Fernandez, Deputy Commission Clerk</u> |
| Originating Dept.: | <u>Executive Division</u>                          |
| Director Review:   | <u>Marilyn Bonus, Commission Clerk</u>             |
| Chief Review:      | <u><i>Atif Elkadi</i></u>                          |
| CFO Review:        | <u><i>Celeste Heinonen</i></u>                     |
| CEO Approval:      | <u><i>Atif Elkadi</i></u>                          |

This Agenda Report has been reviewed by OIAA General Counsel.

The Agenda Report references the terms and conditions of the recommended actions and request for approval. Any document(s) referred to herein, which are not attached or posted online, may be reviewed prior to or following scheduled Commission meetings in the Office of the Clerk of the Commission. Hours to review are between 8:30 a.m. and 4:30 p.m., Monday through Friday, although these hours and review procedures may be modified. In that case, the documents may be requested by email at [clerk@flyontario.com](mailto:clerk@flyontario.com).



**MEETING DATE:** FEBRUARY 26, 2026

**SUBJECT:** FINANCIAL STATEMENTS (UNAUDITED) FOR THE FISCAL YEAR 2026, QUARTER TWO, ENDING DECEMBER 31, 2025

**RELEVANT STRATEGIC OBJECTIVE:**  Invest in ONT  Master the Basics  Plan for the Future

**RECOMMENDED ACTION(S):** Receive and file financial statements unaudited for the Fiscal Year 2025-2026, Quarter Two, ending December 31, 2025.

**FISCAL IMPACT SUMMARY:** The Ontario International Airport Authority's (OIAA) total net position for the quarter ended December 31, 2025, was \$349.5M, an increase of \$35.0M (11.1%) over the same period in the prior fiscal year. Total increase in Net Position for the quarter was \$17.0M, up \$4.0M (30.3%) over budget and \$9.1M (115.3%) above the same period in the prior year.

**BACKGROUND:** In June 2025, the OIAA Commission adopted an operating budget that was driven by strong aviation activity and financial performance. The operating budget was developed from OIAA goals and objectives and includes significant increases in resources to meet current and expected near-term growth. The attached financial statements reflect these industry and economic conditions, as well as the OIAA's efforts to meet these conditions.

**Aviation Activity:** Aviation activity is measured predominately as a function of commercial enplanements and landed weights as these activities act as direct and indirect drivers of most operating revenues for the Airport. Enplanements for the quarter ended December 31, 2025, totaled 1.0M, which was favorable to budget by 71K (7.5%), and 96K (10.5%) higher than the same period in the prior fiscal year. Landed weight (in thousand-pound units) for the quarter ended December 31, 2025, totaled 2.5M, which was favorable to budget by 180K (7.5%) but 26K (1.0%) below the same period in the prior fiscal year.

### Financial Results Compared to Budget for the Quarter Ended December 31, 2025:

**Operating Contribution:** Net operating contribution was \$7.5M, unfavorable to budget by \$0.6M (7.1%).

**Operating Revenues:** For the quarter ended December 31, 2025, total operating revenues were unfavorable to budget by \$66K (0.2%). Aeronautical revenues were favorable to budget by \$1.0M (6.1%), the increase was primarily due to aeronautical facilities and land rent agreement termination which resulted in a reversal of rent credits previously granted to the lessee (up \$1.2M). Nonaeronautical revenues were \$1.1M (4.4%) below budget, driven by Facilities and Land Rent (down \$0.5M) and Other Nonaeronautical Revenues (down \$0.7M with filming activity underperforming).

**Operating Expenses:** Total operating expenses of \$29.1M were favorable to budget by \$0.5M (1.8%), which was primarily the result of a decrease in Telecommunications and Utilities (down \$0.5M) and Materials and Supplies (down \$0.3M).

**Nonoperating Revenues and Expenses:** Net nonoperating revenues were unfavorable to budget by \$0.1M(2.7%). The decrease was driven mostly by lower-than-expected passenger carrier activity resulted in PFC revenues unfavorable to budget by \$0.9M (23.2%). This decrease was offset by an increase in Investment Income by \$0.8M (51.5%).

#### **Financial Results Compared to the Quarter Ended December 31, 2024**

**Operating Contribution:** Net operating contribution was \$7.5M, \$5.5M (277.3%) higher than the same period in the prior fiscal year.

**Operating Revenues:** For the quarter ended December 31, 2025, operating revenues were favorable to the same period in the prior fiscal year by \$9.5M (30.8%). Aeronautical revenues were above prior year by \$2.5M (16.9%), as a result of increased Terminal and Facilities Rent. Nonaeronautical revenues were \$7.0M (43.5%) above prior year, driven mostly by Operating Grants, parking rate increases, and the opening of the FIS parking lot.

**Operating Expenses:** Total operating expenses were \$3.3M (12.9%) above the same period in the prior fiscal year with increases to Contractual Services (up \$2.4M due to an increase in capital planning and other professional services), Personnel costs (up \$0.6M as a result of increased staffing and benefit costs) and Insurance and Administration (up \$0.1M due to increased activity).

**Nonoperating Revenues and Expenses:** Net nonoperating revenues were \$1.3M (36.5%) above the same period in the prior fiscal year. This is primarily attributable to Net Investment Income (up \$1.8M). The net investment income is associated with unrealized gain from the OIAA's investment in the California Treasury Local Agency Investment Fund (LAIF) and higher than expected interest returns.

**PROCUREMENT: N/A**

**CEQA COMPLIANCE AND LAND USE APPROVALS: N/A**

**STAFFING IMPACT (# OF POSITIONS): N/A**

**IMPACT ON OPERATIONS:** The financial results provide additional resources for the OIAA to respond to increased passenger activity.

**SCHEDULE: N/A**

**ATTACHMENTS:**

1. OIAA Financial Statements (Unaudited) for the Fiscal Quarter Ended December 31, 2025

**STAFF REVIEW AND APPROVAL:**

|                    |  |
|--------------------|--|
| Originator:        | <u>Nubia Botello, Sr. Accounting Manager</u> |
| Originating Dept.: | <u>Finance Division</u>                      |
| Director Review:   | <u>N/A</u>                                   |
| Chief Review:      | <u><i>Celeste Heinonen</i></u>               |
| CFO Review:        | <u><i>Celeste Heinonen</i></u>               |
| CEO Approval:      | <u><i>Atif Ekadi</i></u>                     |

This Agenda Report has been reviewed by OIAA General Counsel.

The Agenda Report references the terms and conditions of the recommended actions and request for approval. Any document(s) referred to herein, which are not attached or posted online, may be reviewed prior to or following scheduled Commission meetings in the Office of the Clerk of the Commission. Hours to review are between 8:30 a.m. and 4:30 p.m., Monday through Friday, although these hours and review procedures may be modified. In that case, the documents may be requested by email at [clerk@flyontario.com](mailto:clerk@flyontario.com).



# ***Financial Statements***

FOR THE SIX MONTHS ENDED  
DECEMBER 31, 2025 AND 2024

FINANCE



ONTARIO INTERNATIONAL AIRPORT AUTHORITY

**ONTARIO INTERNATIONAL AIRPORT AUTHORITY**  
TABLE OF CONTENTS  
FOR THE QUARTERS ENDED DECEMBER 31, 2025 AND 2024

Financial Statements

Quarterly Financial Statements

Statements of Net Position .....1

Statements of Revenues, Expenses, and Changes in Net Position – Quarter.....3

Statements of Revenues, Expenses, and Changes in Net Position – Year to Date .....5

Supplemental Schedules of Revenues, Expenses, and Changes in Net Position – by Quarter.....7

**ONTARIO INTERNATIONAL AIRPORT AUTHORITY**  
**STATEMENTS OF NET POSITION (UNAUDITED)**  
**DECEMBER 31, 2025 AND 2024**

|  | 2025                  | 2024                  |
|--|-----------------------|-----------------------|
| <b>ASSETS</b>  |                       |                       |
| Current Assets:  |                       |                       |
| Unrestricted Assets:   |                       |                       |
| Cash and Cash Equivalents  | \$ 104,423,292        | \$ 56,978,645         |
| Accounts Receivable, Net of Allowance for Doubtful<br>Accounts of \$460,333 and \$584,303 as of<br>December 31, 2025 and 2024, Respectively                          | 16,980,016            | 11,028,482            |
| Grants Receivable  | 6,780,363             | 1,913,745             |
| Leases Receivable – Current  | 736,953               | 697,748               |
| Interest Receivable  | 391,776               | 415,439               |
| Prepaid Expenses   | 4,777,858             | 3,881,434             |
| Total Unrestricted Current Assets  | 134,090,258           | 74,915,493            |
| Restricted Assets:   |                       |                       |
| Cash and Cash Equivalents  | 116,474,676           | 137,824,227           |
| Accounts Receivable  | 2,120,927             | 2,241,039             |
| Total Restricted Current Assets  | 118,595,603           | 140,065,266           |
| Total Current Assets   | 252,685,861           | 214,980,759           |
| Noncurrent Assets:   |                       |                       |
| Leases Receivable – Noncurrent   | 1,208,651             | 1,945,604             |
| Capital Assets:  |                       |                       |
| Not Depreciated or Amortized   | 130,936,953           | 148,817,178           |
| Depreciated and Amortized, Net of Accumulated<br>Depreciation and Amortization of \$68,663,147<br>and \$52,261,629 as of December 31, 2025<br>and 2024, Respectively | 170,842,482           | 127,934,300           |
| Net Capital Assets   | 301,779,435           | 276,751,478           |
| Total Noncurrent Assets  | 302,988,086           | 278,697,082           |
| <b>TOTAL ASSETS</b>  | <b>\$ 555,673,947</b> | <b>\$ 493,677,840</b> |

**ONTARIO INTERNATIONAL AIRPORT AUTHORITY**  
**STATEMENTS OF NET POSITION (UNAUDITED) – CONTINUED**  
**DECEMBER 31, 2025 AND 2024**

|   | 2025                  | 2024                  |
|---|-----------------------|-----------------------|
| <b>LIABILITIES</b>  |                       |                       |
| Current Liabilities:  |                       |                       |
| Payable From Unrestricted Assets:   |                       |                       |
| Accounts Payable  | \$ 3,558,721          | \$ 1,562,702          |
| Accrued Expenses  | 7,399,859             | 12,550,001            |
| Accrued Payroll and Vacation  | 2,724,422             | 2,121,150             |
| Accrued Interest  | 616,094               | 522,209               |
| Customer Deposits   | 894,677               | 675,725               |
| Due to Airlines   | 1,010,516             | 2,863,654             |
| Unearned Revenues   | 19,184,263            | 5,849,872             |
| Subscription Liability – Current  | 347,122               | 347,122               |
| Current Portion of Long-Term Debt   | 6,040,000             | 5,820,000             |
| Total Unrestricted Current Liabilities  | 41,775,674            | 32,312,435            |
| Noncurrent Liabilities:   |                       |                       |
| Payable From Unrestricted Assets:   |                       |                       |
| Subscription Liability – Noncurrent   | -                     | 339,138               |
| Arbitrage Liability – Noncurrent  | 1,240,597             | 753,537               |
| Long-Term Debt:   |                       |                       |
| Bonds Payable – Series 2016   | -                     | 6,040,000             |
| Revenue Bonds – Series 2021, Including Bond<br>Premium of \$17,412,947 and \$18,280,933 as of<br>December 31, 2025 and 2024, Respectively | 120,752,946           | 121,620,933           |
| Revolving Credit Facility   | 40,483,771            | 15,483,771            |
| Total Long-Term Debt  | 161,236,717           | 143,144,704           |
| Total Unrestricted Noncurrent Liabilities   | 162,477,314           | 144,237,379           |
| Total Liabilities   | 204,252,988           | 176,549,814           |
| <b>DEFERRED INFLOW OF RESOURCES</b>   |                       |                       |
| Deferred Inflow of Resources – Leases   | 1,945,604             | 2,643,352             |
| Total Deferred Inflow of Resources  | 1,945,604             | 2,643,352             |
| Total Liabilities and Deferred Inflow of Resources  | 206,198,592           | 179,193,166           |
| <b>NET POSITION</b>   |                       |                       |
| Net Investment in Capital Assets  | 132,269,274           | 141,034,423           |
| Restricted  | 118,595,602           | 125,377,820           |
| Unrestricted  | 98,610,479            | 48,072,430            |
| Total Net Position  | 349,475,355           | 314,484,673           |
| <b>TOTAL LIABILITIES AND NET POSITION</b>   | <b>\$ 555,673,947</b> | <b>\$ 493,677,840</b> |

**ONTARIO INTERNATIONAL AIRPORT AUTHORITY**  
**STATEMENTS OF REVENUES, EXPENSES, AND CHANGES IN NET POSITION – QUARTER (UNAUDITED)**  
**FOR THE QUARTERS ENDED DECEMBER 31, 2025 AND 2024**

|                                   | FOR THE QUARTER ENDED |               | VARIANCE FAVORABLE      |         | DECEMBER 31,  |
|-----------------------------------|-----------------------|---------------|-------------------------|---------|---------------|
|                                   | DECEMBER 31, 2025     |               | (UNFAVORABLE) TO BUDGET |         | 2024          |
|                                   | BUDGET                | ACTUAL        | \$                      | %       | ACTUAL        |
| <b>OPERATING REVENUES</b>         |                       |               |                         |         |               |
| Aeronautical:                     |                       |               |                         |         |               |
| Landing Fees                      | \$ 3,930,953          | \$ 4,187,914  | \$ 256,961              | 6.5 %   | \$ 4,686,572  |
| Airline Terminal Rent             | 6,776,297             | 5,540,420     | (1,235,877)             | (18.2)  | 4,317,985     |
| Facilities and Land Rent          | 3,498,509             | 5,080,732     | 1,582,223               | 45.2    | 3,859,611     |
| Airline Fees                      | 2,026,873             | 2,415,623     | 388,750                 | 19.2    | 1,864,383     |
| Total Aeronautical Revenues       | 16,232,632            | 17,224,689    | 992,057                 | 6.1     | 14,728,551    |
| Nonaeronautical:                  |                       |               |                         |         |               |
| Facilities and Land Rent          | 888,357               | 345,984       | (542,373)               | (61.1)  | 330,097       |
| Non-Airline Terminal Rent         | 425,250               | 517,012       | 91,762                  | 21.6    | 415,819       |
| Parking and Ground Transportation | 12,408,362            | 12,329,829    | (78,533)                | (0.6)   | 10,111,765    |
| Concessions:                      |                       |               |                         |         |               |
| Rental Cars                       | 2,616,300             | 2,509,129     | (107,171)               | (4.1)   | 2,552,488     |
| Food and Beverage                 | 965,587               | 998,564       | 32,977                  | 3.4     | 835,345       |
| Gifts and News                    | 499,850               | 532,292       | 32,442                  | 6.5     | 496,091       |
| Advertising                       | 352,611               | 588,582       | 235,971                 | 66.9    | 422,300       |
| Operating Grants                  | 5,093,964             | 5,093,964     | -                       | -       | 449,650       |
| Other Nonaeronautical Revenues    | 842,316               | 119,118       | (723,198)               | (85.9)  | 435,965       |
| Total Nonaeronautical Revenues    | 24,092,597            | 23,034,474    | (1,058,123)             | (4.4)   | 16,049,520    |
| Total Operating Revenues          | 40,325,229            | 40,259,163    | (66,066)                | (0.2)   | 30,778,071    |
| <b>OPERATING EXPENSES</b>         |                       |               |                         |         |               |
| Personnel                         | 5,549,556             | 5,667,747     | (118,191)               | (2.1)   | 5,103,004     |
| Public Safety                     | 6,205,251             | 6,205,310     | (59)                    | -       | 6,125,461     |
| Contractual Services              | 10,477,492            | 11,835,568    | (1,358,076)             | (13.0)  | 9,392,733     |
| Marketing and Public Relations    | 2,323,118             | 2,314,867     | 8,251                   | 0.4     | 2,440,287     |
| Materials and Supplies            | 659,474               | 317,636       | 341,838                 | 51.8    | 239,498       |
| Insurance and Administration      | 634,981               | 505,508       | 129,473                 | 20.4    | 362,706       |
| Telecommunications and Utilities  | 2,171,722             | 1,693,794     | 477,928                 | 22.0    | 1,580,499     |
| Other Operating Expenses          | 565,426               | 547,280       | 18,146                  | 3.2     | 519,175       |
| Total Operating Expenses          | \$ 28,587,020         | \$ 29,087,710 | \$ (500,690)            | (1.8) % | \$ 25,763,363 |

**ONTARIO INTERNATIONAL AIRPORT AUTHORITY**  
**STATEMENTS OF REVENUES, EXPENSES, AND CHANGES IN NET POSITION – QUARTER (UNAUDITED) – CONTINUED**  
**FOR THE QUARTERS ENDED DECEMBER 31, 2025 AND 2024**

|  | FOR THE QUARTER ENDED<br>DECEMBER 31, 2025 |                       | VARIANCE FAVORABLE<br>(UNFAVORABLE) TO BUDGET |              | DECEMBER 31,<br>2024  |
|--|--|-----------------------|---|--------------|-----------------------|
|  | BUDGET                                     | ACTUAL                | \$  | %            | ACTUAL                |
| Net Operating Income Before<br>Depreciation and Amortization | \$ 11,738,209                              | \$ 11,171,453         | \$ (566,756)                                  | (4.8) %      | \$ 5,014,708          |
| Depreciation and Amortization                                | 3,699,515                                  | 3,699,515             | -   | -            | 3,034,530             |
| Net Operating Income   | 8,038,694                                  | 7,471,938             | (566,756)                                     | 7.1          | 1,980,178             |
| <b>NONOPERATING REVENUES (EXPENSES)</b>                      |  |                       |   |              |                       |
| Investment Income, Net                                       | 1,567,575                                  | 2,374,414             | 806,839                                       | 51.5         | 561,322               |
| Passenger Facility Charges                                   | 3,934,079                                  | 3,023,105             | (910,974)                                     | (23.2)       | 3,202,816             |
| Customer Facility Charges                                    | 949,770                                    | 984,062               | 34,292  | 3.6          | 986,140               |
| Interest Expense   | (1,437,055)                                | (1,437,055)           | -   | -            | (1,154,830)           |
| Debt Issuance Costs  | -  | (55,000)              | (55,000)                                      | -            | (10,000)              |
| Gain on Disposition of Assets                                | -  | -                     | -   | -            | (10,142)              |
| Other Nonoperating Expenses                                  | -  | (11,056)              | (11,056)                                      | -            | (1,144)               |
| Total Nonoperating Revenues, Net                             | 5,014,369                                  | 4,878,470             | (135,899)                                     | (2.7)        | 3,574,162             |
| Net Income Before Capital Contributions                      | 13,053,063                                 | 12,350,408            | (702,655)                                     | (5.4)        | 5,554,340             |
| <b>CAPITAL CONTRIBUTIONS</b>                                 |  |                       |   |              |                       |
| Federal Grants and Other                                     | -  | 4,654,375             | 4,654,375                                     | -            | 2,343,657             |
| Increase in Net Position                                     | 13,053,063                                 | 17,004,783            | 3,951,720                                     | 30.3         | 7,897,997             |
| <b>TOTAL NET POSITION –<br/>BEGINNING OF QUARTER</b>         | <b>325,786,337</b>                         | <b>332,470,572</b>    | <b>6,684,235</b>                              | <b>2.1</b>   | <b>306,586,676</b>    |
| <b>TOTAL NET POSITION – END OF QUARTER</b>                   | <b>\$ 338,839,400</b>                      | <b>\$ 349,475,355</b> | <b>\$ 10,635,955</b>                          | <b>3.1 %</b> | <b>\$ 314,484,673</b> |

**ONTARIO INTERNATIONAL AIRPORT AUTHORITY**  
**STATEMENTS OF REVENUES, EXPENSES, AND CHANGES IN NET POSITION – YEAR TO DATE (UNAUDITED)**  
**FOR THE SIX MONTHS ENDED DECEMBER 31, 2025 AND 2024**

|                                   | FOR THE SIX MONTHS ENDED<br>DECEMBER 31, 2025 |               | VARIANCE FAVORABLE<br>(UNFAVORABLE) |        | DECEMBER 31,<br>2024 |
|-----------------------------------|---|---------------|-------------------------------------|--------|----------------------|
|                                   | BUDGET  | ACTUAL        | \$                                  | %      | ACTUAL               |
| <b>OPERATING REVENUES</b>         |   |               |                                     |        |                      |
| Aeronautical:                     |   |               |                                     |        |                      |
| Landing Fees                      | \$ 7,647,816                                  | \$ 8,739,920  | \$ 1,092,104                        | 14.3 % | \$ 8,748,253         |
| Airline Terminal Rent             | 13,499,844                                    | 9,972,168     | (3,527,676)                         | (26.1) | 9,014,780            |
| Facilities and Land Rent          | 6,931,982                                     | 9,369,240     | 2,437,258                           | 35.2   | 7,208,941            |
| Airline Fees                      | 3,895,176                                     | 4,555,134     | 659,958                             | 16.9   | 3,639,184            |
| Total Aeronautical Revenues       | 31,974,818                                    | 32,636,462    | 661,644                             | 2.1    | 28,611,158           |
| Nonaeronautical:                  |   |               |                                     |        |                      |
| Facilities and Land Rent          | 1,776,714                                     | 669,052       | (1,107,662)                         | (62.3) | 648,281              |
| Non-Airline Terminal Rent         | 841,644                                       | 948,389       | 106,745                             | 12.7   | 824,543              |
| Parking and Ground Transportation | 25,318,057                                    | 25,618,953    | 300,896                             | 1.2    | 21,322,980           |
| Concessions:                      |   |               |                                     |        |                      |
| Rental Cars                       | 5,257,680                                     | 5,209,425     | (48,255)                            | (0.9)  | 5,129,442            |
| Food and Beverage                 | 1,969,175                                     | 1,985,191     | 16,016                              | 0.8    | 1,701,078            |
| Gifts and News                    | 1,074,551                                     | 1,167,894     | 93,343                              | 8.7    | 1,065,885            |
| Advertising                       | 699,222                                       | 1,035,995     | 336,773                             | 48.2   | 743,480              |
| Operating Grants                  | 5,093,964                                     | 5,093,964     | -                                   | -      | 6,575,000            |
| Other Nonaeronautical Revenues    | 1,640,212                                     | 376,679       | (1,263,533)                         | (77.0) | 756,494              |
| Total Nonaeronautical Revenues    | 43,671,219                                    | 42,105,542    | (1,565,677)                         | (3.6)  | 38,767,183           |
| Total Operating Revenues          | 75,646,037                                    | 74,742,004    | (904,033)                           | (1.2)  | 67,378,341           |
| <b>OPERATING EXPENSES</b>         |   |               |                                     |        |                      |
| Personnel                         | 11,299,112                                    | 11,289,372    | 9,740                               | 0.1    | 9,926,935            |
| Public Safety                     | 12,410,502                                    | 12,410,621    | (119)                               | -      | 12,250,920           |
| Contractual Services              | 22,840,413                                    | 21,881,619    | 958,794                             | 4.2    | 18,101,568           |
| Marketing and Public Relations    | 4,350,052                                     | 3,830,216     | 519,836                             | 12.0   | 3,197,584            |
| Materials and Supplies            | 1,383,257                                     | 845,023       | 538,234                             | 38.9   | 570,201              |
| Insurance and Administration      | 1,227,318                                     | 1,118,604     | 108,714                             | 8.9    | 915,880              |
| Telecommunications and Utilities  | 4,843,444                                     | 3,772,332     | 1,071,112                           | 22.1   | 3,698,227            |
| Other Operating Expenses          | 1,370,757                                     | 1,057,613     | 313,144                             | 22.8   | 1,077,711            |
| Total Operating Expenses          | \$ 59,724,855                                 | \$ 56,205,400 | \$ 3,519,455                        | 5.9 %  | \$ 49,739,026        |

Year to Date Financial Statements

**ONTARIO INTERNATIONAL AIRPORT AUTHORITY**  
**STATEMENTS OF REVENUES, EXPENSES, AND CHANGES IN NET POSITION – YEAR TO DATE (UNAUDITED) – CONTINUED**  
**FOR THE SIX MONTHS ENDED DECEMBER 31, 2025 AND 2024**

|  | FOR THE SIX MONTHS ENDED<br>DECEMBER 31, 2025 |                       | VARIANCE FAVORABLE<br>(UNFAVORABLE) |              | DECEMBER 31,<br>2024  |
|--|---|-----------------------|-------------------------------------|--------------|-----------------------|
|  | BUDGET  | ACTUAL                | \$                                  | %            | ACTUAL                |
| Net Operating Income Before<br>Depreciation and Amortization | \$ 15,921,182                                 | \$ 18,536,604         | \$ 2,615,422                        | 16.4 %       | \$ 17,639,315         |
| Depreciation and Amortization                                | 7,402,458                                     | 7,402,458             | -                                   | -            | 6,075,154             |
| Net Operating Income (Loss)                                  | 8,518,724                                     | 11,134,146            | 2,615,422                           | (30.7)       | 11,564,161            |
| <b>NONOPERATING REVENUES (EXPENSES)</b>                      |   |                       |                                     |              |                       |
| Investment Income, Net                                       | 3,135,150                                     | 3,920,396             | 785,246                             | 25.0         | 1,921,323             |
| Passenger Facility Charges                                   | 8,095,078                                     | 6,746,598             | (1,348,480)                         | (16.7)       | 6,903,482             |
| Customer Facility Charges                                    | 1,933,704                                     | 2,005,904             | 72,200                              | 3.7          | 1,987,516             |
| Interest Expense   | (2,677,233)                                   | (2,677,233)           | -                                   | -            | (2,150,938)           |
| Debt Issuance Costs  | -   | (55,000)              | (55,000)                            | -            | (10,000)              |
| Gain on Disposition of Assets                                | -   | -                     | -                                   | -            | (10,142)              |
| Other Nonoperating Expenses                                  | -   | (16,181)              | (16,181)                            | -            | (1,161)               |
| Total Nonoperating Revenues, Net                             | 10,486,699                                    | 9,924,484             | (562,215)                           | (5.4)        | 8,640,080             |
| Net Income Before Capital Contributions                      | 19,005,423                                    | 21,058,630            | 2,053,207                           | 10.8         | 20,204,241            |
| <b>CAPITAL CONTRIBUTIONS</b>                                 |   |                       |                                     |              |                       |
| Federal Grants and Other                                     | -   | 8,582,748             | 8,582,748                           | -            | 11,400,698            |
| Increase in Net Position                                     | 19,005,423                                    | 29,641,378            | 10,635,955                          | 56.0         | 31,604,939            |
| <b>TOTAL NET POSITION –<br/>BEGINNING OF PERIOD</b>          | <b>319,833,977</b>                            | <b>319,833,977</b>    | <b>-</b>                            | <b>-</b>     | <b>282,879,734</b>    |
| <b>TOTAL NET POSITION – END OF PERIOD</b>                    | <b>\$ 338,839,400</b>                         | <b>\$ 349,475,355</b> | <b>\$ 10,635,955</b>                | <b>3.1 %</b> | <b>\$ 314,484,673</b> |

**ONTARIO INTERNATIONAL AIRPORT AUTHORITY**  
**SUPPLEMENTAL SCHEDULES OF REVENUES, EXPENSES, AND CHANGES IN NET POSITION – BY QUARTER (UNAUDITED)**  
**FOR THE YEAR ENDING JUNE 30, 2026**

|                                   | FOR THE QUARTERS ENDED |               |           |          | FOR THE YEAR  |
|-----------------------------------|------------------------|---------------|-----------|----------|---------------|
|                                   | SEPTEMBER              | DECEMBER      | MARCH 31, | JUNE 30, | ENDED         |
|                                   | 30, 2025               | 31, 2025      | 2026      | 2026     | JUNE 30,      |
|                                   | ACTUAL                 | ACTUAL        | ACTUAL    | ACTUAL   | ACTUAL        |
| <b>OPERATING REVENUES</b>         |                        |               |           |          |               |
| Aeronautical:                     |                        |               |           |          |               |
| Landing Fees                      | \$ 4,552,006           | \$ 4,187,914  | \$ -      | \$ -     | \$ 8,739,920  |
| Airline Terminal Rent             | 4,431,748              | 5,540,420     | -         | -        | 9,972,168     |
| Facilities and Land Rent          | 4,288,508              | 5,080,732     | -         | -        | 9,369,240     |
| Airline Fees                      | 2,139,511              | 2,415,623     | -         | -        | 4,555,134     |
| Total Aeronautical Revenues       | 15,411,773             | 17,224,689    | -         | -        | 32,636,462    |
| Nonaeronautical:                  |                        |               |           |          |               |
| Facilities and Land Rent          | 323,068                | 345,984       | -         | -        | 669,052       |
| Non-Airline Terminal Rent         | 431,377                | 517,012       | -         | -        | 948,389       |
| Parking and Ground Transportation | 13,289,124             | 12,329,829    | -         | -        | 25,618,953    |
| Concessions:                      |                        |               |           |          |               |
| Rental Cars                       | 2,700,296              | 2,509,129     | -         | -        | 5,209,425     |
| Food and Beverage                 | 986,627                | 998,564       | -         | -        | 1,985,191     |
| Gifts and News                    | 635,602                | 532,292       | -         | -        | 1,167,894     |
| Advertising                       | 447,413                | 588,582       | -         | -        | 1,035,995     |
| Operating Grants                  | -                      | 5,093,964     | -         | -        | 5,093,964     |
| Other Nonaeronautical Revenues    | 257,560                | 119,118       | -         | -        | 376,678       |
| Total Nonaeronautical Revenues    | 19,071,067             | 23,034,474    | -         | -        | 42,105,541    |
| Total Operating Revenues          | 34,482,840             | 40,259,163    | -         | -        | 74,742,003    |
| <b>OPERATING EXPENSES</b>         |                        |               |           |          |               |
| Personnel                         | 5,621,625              | 5,667,747     | -         | -        | 11,289,372    |
| Public Safety                     | 6,205,311              | 6,205,310     | -         | -        | 12,410,621    |
| Contractual Services              | 10,046,051             | 11,835,568    | -         | -        | 21,881,619    |
| Marketing and Public Relations    | 1,515,349              | 2,314,867     | -         | -        | 3,830,216     |
| Materials and Supplies            | 527,387                | 317,636       | -         | -        | 845,023       |
| Insurance and Administration      | 613,096                | 505,508       | -         | -        | 1,118,604     |
| Telecommunications and Utilities  | 2,078,538              | 1,693,794     | -         | -        | 3,772,332     |
| Other Operating Expenses          | 510,341                | 547,280       | -         | -        | 1,057,621     |
| Total Operating Expenses          | \$ 27,117,698          | \$ 29,087,710 | \$ -      | \$ -     | \$ 56,205,408 |

Year to Date Financial Statements

**ONTARIO INTERNATIONAL AIRPORT AUTHORITY**  
**SUPPLEMENTAL SCHEDULES OF REVENUES, EXPENSES, AND CHANGES IN NET POSITION – BY QUARTER –**  
**(UNAUDITED) – CONTINUED**  
**FOR THE YEAR ENDING JUNE 30, 2026**

|  | FOR THE QUARTERS ENDED          |                                |                             | FOR THE YEAR               |
|--|---------------------------------|--------------------------------|-----------------------------|----------------------------|
|  | SEPTEMBER<br>30, 2025<br>ACTUAL | DECEMBER<br>31, 2025<br>ACTUAL | MARCH 31,<br>2026<br>ACTUAL | JUNE 30,<br>2026<br>ACTUAL |
| Net Operating Income Before<br>Depreciation and Amortization | \$ 7,365,142                    | \$ 11,171,453                  | \$ -                        | \$ 18,536,595              |
| Depreciation and Amortization                                | 3,702,943                       | 3,699,515                      | -                           | 7,402,458                  |
| Net Operating Income   | 3,662,199                       | 7,471,938                      | -                           | 11,134,137                 |
| <b>NONOPERATING REVENUES<br/>(EXPENSES)</b>                  |                                 |                                |                             |                            |
| Investment Income, Net                                       | 1,545,982                       | 2,374,414                      | -                           | 3,920,396                  |
| Passenger Facility Charges                                   | 3,723,493                       | 3,023,105                      | -                           | 6,746,598                  |
| Customer Facility Charges                                    | 1,021,842                       | 984,062                        | -                           | 2,005,904                  |
| Interest Expense   | (1,240,178)                     | (1,437,055)                    | -                           | (2,677,233)                |
| Debt Issuance Costs  | -                               | (55,000)                       | -                           | (55,000)                   |
| Gain on Disposition of Assets                                | -                               | -                              | -                           | -                          |
| Other Nonoperating Expenses                                  | (5,125)                         | (11,056)                       | -                           | (16,181)                   |
| Total Nonoperating Revenues, Net                             | 5,046,014                       | 4,878,470                      | -                           | 9,924,484                  |
| Net Income Before Capital<br>Contributions                   | 8,708,213                       | 12,350,408                     | -                           | 21,058,621                 |
| <b>CAPITAL CONTRIBUTIONS</b>                                 |                                 |                                |                             |                            |
| Federal Grants and Other                                     | 3,928,373                       | 4,654,375                      | -                           | 8,582,748                  |
| Increase in Net Position                                     | 12,636,595                      | 17,004,783                     | -                           | 29,641,378                 |
| <b>TOTAL NET POSITION – BEGINNING<br/>OF QUARTER</b>         | <b>319,833,977</b>              | <b>332,470,572</b>             | <b>349,475,355</b>          | <b>319,833,977</b>         |
| <b>TOTAL NET POSITION – END<br/>OF QUARTER</b>               | <b>\$ 332,470,572</b>           | <b>\$ 349,475,355</b>          | <b>\$ 349,475,355</b>       | <b>\$ 349,475,355</b>      |

THIS PAGE INTENTIONALLY LEFT BLANK



**MEETING DATE:** FEBRUARY 26, 2026

**SUBJECT:** INVESTMENT REPORT FOR THE SIX MONTHS ENDED DECEMBER 31, 2025

**RELEVANT STRATEGIC OBJECTIVE:**  Invest in ONT  Master the Basics  Plan for the Future

**RECOMMENDED ACTION(S):** Receive and file the investment report for the six months ended December 31, 2025.

**FISCAL IMPACT SUMMARY:** As of and for the six months ended December 31, 2025, the OIAA's investment portfolio included a single financial instrument with the California Treasury Local Agency Investment Fund (LAIF). The fair market value (FMV) of the OIAA's investment in LAIF was \$37,132,986, an increase of \$410,483 from the FMV as of September 30, 2025, and an increase of \$1,699,238 from the FMV as of December 31, 2024.

Interest earned on the LAIF investment for the six months ended December 31, 2025, totaled \$834,968. No additional investments in or distributions from LAIF funds were made during the three months ended December 31, 2025.

**BACKGROUND:** In October of 2016, the OIAA adopted an investment policy for OIAA's revenues in conformance with federal, state, and other legal requirements, including California Government Code Section 53600 et seq. The objectives of the OIAA's investment policy are safety of principal and enhancement of the economic status of the OIAA. The policy sets forth investment objectives, safekeeping of securities, reporting, competitive bidding, authorization for the purchase and sales of investments, allowable types of investments and an annual policy review. In addition, to and in conformity with the adopted Investment Policy, the OIAA adopted a resolution for the investment of inactive funds in the LAIF.

The Investment Policy requires that reporting include statements as to the OIAA's compliance with the investment policy, as well as a statement denoting the ability of the OIAA to meet its expenditure requirements for the next six months, or an explanation as to why sufficient money may not be available.

Significant financial aspects of the portfolios' financial position and performance are included in the following table:

| Description            | Quarter Ending        |                      |                   |                  | Balance<br>Year Ending<br>June 30, 2026 |
|------------------------|-----------------------|----------------------|-------------------|------------------|---|
|                        | September 30,<br>2025 | December 31,<br>2025 | March 31,<br>2026 | June 30,<br>2026 |   |
| FMV End of Quarter     | \$ 36,722,503         | \$ 37,132,986        |                   |                  | \$ 37,132,986                           |
| Interest Receivable    | \$ 400,378            | \$ 391,776           |                   |                  | \$ 391,776                              |
| Interest Earned        | \$ 400,378            | \$ 391,776           |                   |                  | \$ 792,154                              |
| Unrealized Gain (Loss) | \$ 27,278             | \$ 10,106            |                   |                  | \$ 37,384                               |

**Required Investment Policy Statements:**

- The investments identified above comply in all material respects with the OIAA’s Investment Policy.
- The OIAA has the ability to meet its expenditure requirements for the next six months.

**PROCUREMENT:** N/A

**CEQA COMPLIANCE AND LAND USE APPROVALS:** N/A

**STAFFING IMPACT (# OF POSITIONS):** N/A

**IMPACT ON OPERATIONS:** N/A

**SCHEDULE:** N/A

**ATTACHMENTS:** N/A

**STAFF REVIEW AND APPROVAL:**

|                    |  |
|--------------------|--|
| Originator:        | <u>Nubia Botello, Sr. Accounting Manager</u> |
| Originating Dept.: | <u>Finance Division</u>                      |
| Director Review:   | <u>N/A</u>                                   |
| Chief Review:      | <u><i>Celeste Heinonen</i></u>               |
| CFO Review:        | <u><i>Celeste Heinonen</i></u>               |
| CEO Approval:      | <u><i>Atif Ekadi</i></u>                     |

This Agenda Report has been reviewed by OIAA General Counsel.

The Agenda Report references the terms and conditions of the recommended actions and request for approval. Any document(s) referred to herein, which are not attached or posted online, may be reviewed prior to or following scheduled Commission meetings in the Office of the Clerk of the Commission. Hours to review are between 8:30 a.m. and 4:30 p.m., Monday through Friday, although these hours and review procedures may be modified. In that case, the documents may be requested by email at [clerk@flyontario.com](mailto:clerk@flyontario.com).

THIS PAGE INTENTIONALLY LEFT BLANK



**MEETING DATE:** FEBRUARY 26, 2026

**SUBJECT:** AUTHORIZE THE CHIEF EXECUTIVE OFFICER (CEO) TO EXECUTE A SPEND AUTHORIZATION WITH WEX BANK FOR COMPRESSED NATURAL GAS (CNG) FUEL SERVICES AT THE ONTARIO INTERNATIONAL AIRPORT

**RELEVANT STRATEGIC OBJECTIVE:**  Invest in ONT  Master the Basics  Plan for the Future

**RECOMMENDED ACTION(S):** Authorize the Chief Executive Officer (CEO) to execute a spend authorization in the amount of \$160,000 for Fiscal Year End 2026 for compressed natural gas (CNG) fuel services at the Ontario International Airport.

**FISCAL IMPACT SUMMARY:** Approval of this item will increase the WEX Bank fuel budget by \$130,000 for the current fiscal year. The budget increase is required to accommodate fuel expenses associated with the recent addition of four (4) CNG shuttle buses to the fleet. This adjustment will ensure adequate funding to maintain uninterrupted fleet operations and airport ground transportation services.

**BACKGROUND:** The Ontario International Airport Authority (OIAA) provides shuttle bus service to support ground transportation needs. The current shuttle bus fleet includes both CNG and electric vehicles. At this time, seven (7) shuttle buses are out of service, consisting of five (5) electric buses and two (2) CNG buses. The reduced availability of in-service vehicles has impacted fleet capacity and operational flexibility. To maintain required service levels, the OIAA recently executed a lease agreement for four (4) CNG shuttle buses, which have been added to the fleet. The addition of these leased vehicles has resulted in increased fuel consumption, necessitating an adjustment to the WEX Bank fuel budget for the current fiscal year.

**PROCUREMENT:** WEX Bank has been identified as a qualified vendor of fuel services that align with the continual necessity for fuel that the OIAA has. In September of 2025, the OIAA established a Fiscal Year Authority (FY 2025-2026) for \$30,000.00 for any authorized purchases using the WEX Bank CNG Fuel Cards. With the current increase in fuel consumption, the OIAA will be increasing the total Fiscal Year Authority amount to \$160,000.00 to allow for continued purchases using the WEX Bank Fuel Card.

**CEQA COMPLIANCE AND LAND USE APPROVALS:** N/A

**STAFFING IMPACT (# OF POSITIONS):** N/A

**IMPACT ON OPERATIONS:** Failure to approve the budget adjustment may result in constraints on shuttle service frequency or coverage due to insufficient fuel funding, potentially impacting passenger experience and airport operations.

**SCHEDULE:** N/A

**ATTACHMENTS:** N/A

**STAFF REVIEW AND APPROVAL:**

|                    |   |
|--------------------|---|
| Originator:        | <u>Tim Armenta, Field Manager</u>         |
| Originating Dept.: | <u>Operation and Maintenance Division</u> |
| Director Review:   | <u>N/A</u>                                |
| Chief Review:      | <u><i>James Kesler</i></u>                |
| CFO Review:        | <u><i>Celeste Heinonen</i></u>            |
| CEO Approval:      | <u><i>Atif Okadi</i></u>                  |

This Agenda Report has been reviewed by OIAA General Counsel.

The Agenda Report references the terms and conditions of the recommended actions and request for approval. Any document(s) referred to herein, which are not attached or posted online, may be reviewed prior to or following scheduled Commission meetings in the Office of the Clerk of the Commission. Hours to review are between 8:30 a.m. and 4:30 p.m., Monday through Friday, although these hours and review procedures may be modified. In that case, the documents may be requested by email at [clerk@flyontario.com](mailto:clerk@flyontario.com).



**MEETING DATE:** FEBRUARY 26, 2026

**SUBJECT:** APPROVE A NON-BINDING MEMORANDUM OF UNDERSTANDING (MOU) BETWEEN THE ONTARIO INTERNATIONAL AIRPORT AUTHORITY (OIAA) AND DOS LAGOS SQUARED, LLC, TO AUTHORIZE THE CHIEF EXECUTIVE OFFICER (CEO) TO NEGOTIATE AND EXECUTE AN AGREEMENT BETWEEN THE PARTIES CONSISTENT WITH THE TERMS OF THE MOU

**RELEVANT STRATEGIC OBJECTIVE:**  Invest in ONT  Master the Basics  Plan for the Future

**RECOMMENDED ACTION(S):** Approve a one-year Non-Binding Memorandum of Understanding (MOU) between the Ontario International Airport Authority (OIAA) and Dos Lagos Squared, LLC, to authorize the Chief Executive Officer (CEO) to negotiate and execute an agreement between OIAA and Dos Lagos Squared, LLC, consistent with the terms of the MOU. This initiative is designed to enhance passenger retention in ONT's highest leakage market located in Corona, CA, the highest area of potential passengers for Ontario International Airport by boosting visibility and engagement with both the Airport and the Shops at Dos Lagos retail center.

**FISCAL IMPACT SUMMARY:** The proposed agreement is a one-year term with a total cost of \$200,000. The potential agreement includes Ontario International Airport (ONT or Airport) branding opportunities, venue naming rights, digital and social media exposure, and access to on-site event activations at the Shops at Dos Lagos and its amphitheater. This agreement will be funded through the Fiscal Year 2025-2026 Operating Budget, and included in future Fiscal Year Operating Budgets.

**BACKGROUND:** Southern California is one of the most competitive air travel markets in the country, with multiple airports competing for passenger loyalty within overlapping catchment areas. For ONT, strengthening brand awareness and preference in high-leakage markets is a critical component of sustaining passenger growth at ONT and long-term non-aeronautical revenue performance.

As ONT continues to position itself as the preferred air travel gateway for the Inland Empire, extending the Airport's brand presence and recognition beyond the terminals and into high-traffic community destinations and originations is essential. Strategic collaborations that intersect with lifestyle, entertainment, and commerce allow ONT to reach potential travelers earlier in their air travel decision-making process and reinforce awareness, consideration, and loyalty toward ONT.

The Shops at Dos Lagos represents a uniquely strategic opportunity to advance this objective. Located immediately adjacent to Interstate 15, one of the busiest freeway corridors in Southern California and within ONT's highest passenger leakage market (i.e., Corona), Dos Lagos attracts regional visitors from Riverside, Orange, San Diego counties and the surrounding areas. The Shops generate an estimated 350,000 daily impressions through vehicular traffic on I-15 alone, together with additional on-site visitation, providing an opportunity for sustained public exposure for ONT beyond traditional Airport marketing channels.

In addition, the Shop's on-site amphitheater, which features approximately 1,500 seats and year-round programming, creates opportunities for experiential activations, community engagement, and brand integration aligned with ONT's passenger growth strategy.

**AIRPORT REVENUE USE ANALYSIS:** Any ultimate agreement between the OIAA and Dos Lagos Squared, LLC negotiated subsequent to approval of the Non-Binding MOU is subject to compliance with Commission Resolution No. 2025-10 and the Policy Implementing Resolution No. 2025-10 (*Compliance with Airport Revenue Use Requirements Established by Federal Law When Pursuing Airport Promotion Activities*). As such, prior to execution of any final agreement, OIAA staff will prepare a revenue use analysis evaluating whether the sponsorship opportunity and corresponding expenditure of airport revenue accord to federal law and the OIAA's related policies and procedures. The Non-Binding MOU will culminate in an executed sponsorship agreement only in the event that the revenue use analysis demonstrates compliance with applicable law, policies and procedures concerning the use of airport revenue for airport promotion purposes.

**PROCUREMENT:** N/A

**CEQA COMPLIANCE AND LAND USE APPROVALS:** N/A

**STAFFING IMPACT (# OF POSITIONS):** N/A

**IMPACT ON OPERATIONS:** N/A

**SCHEDULE:** N/A

**ATTACHMENTS:** N/A

**STAFF REVIEW AND APPROVAL:**

|                    |  |
|--------------------|--|
| Originator:        | <u>Patricia Delatorre, Senior Manager of Partnership and Advertising</u> |
| Originating Dept.: | <u>Revenue Management Division</u>                                       |
| Director Review:   | <u>N/A</u>   |
| Chief Review:      | <u><i>Elson J. Quig</i></u>  |
| CFO Review:        | <u><i>Celeste Heinonen</i></u>   |
| CEO Approval:      | <u><i>Atif Ikadi</i></u>   |

This Agenda Report has been reviewed by OIAA General Counsel.

The Agenda Report references the terms and conditions of the recommended actions and request for approval. Any document(s) referred to herein, which are not attached or posted online, may be reviewed prior to or following scheduled Commission meetings in the Office of the Clerk of the Commission. Hours to review are between 8:30 a.m. and 4:30 p.m., Monday through Friday, although these hours and review procedures may be modified. In that case, the documents may be requested by email at [clerk@flyontario.com](mailto:clerk@flyontario.com).

THIS PAGE INTENTIONALLY LEFT BLANK



**MEETING DATE:** FEBRUARY 26, 2026

**SUBJECT:** A RESOLUTION OF THE ONTARIO INTERNATIONAL AIRPORT AUTHORITY APPROVING THE UPDATED PLAN SPONSOR FOR THE 529 COLLEGE SAVINGS PLAN AND AUTHORIZING DESIGNATED OFFICERS TO EXECUTE NECESSARY DOCUMENTS AND ACTIONS TO IMPLEMENT THE CHANGE.

**RELEVANT STRATEGIC OBJECTIVE:**  Invest in ONT  Master the Basics  Plan for the Future

**RECOMMENDED ACTION(S):** Adopt Resolution No. 2026-02 of the Ontario International Airport Authority (OIAA) approving the updated Plan Sponsor for the 529 College Savings Plan (Plan) and authorizing designated officers to execute necessary documents and actions to implement the change.

**FISCAL IMPACT SUMMARY:** The requested approval will have no fiscal impact. The update does not increase costs to the organization, nor does it affect employee contributions or Plan funding.

**BACKGROUND:** OIAA's 529 College Savings Plan allows employees to save for qualified education expenses on a tax-advantaged basis. The Plan Sponsor is responsible for overall oversight, administrative authority, and ensuring compliance with regulatory requirements.

As the organization continues to mature and refine its governance and benefits structure, it has been determined that an update to the Plan Sponsor designation is required due to staff turnover to better align oversight responsibilities with current organizational roles and operational practices.

**PROCUREMENT:** N/A

**CEQA COMPLIANCE AND LAND USE APPROVALS:** N/A

**STAFFING IMPACT (# OF POSITIONS):** There is no impact to staffing.


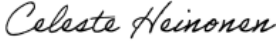

**IMPACT ON OPERATIONS:** The update of the Plan Sponsor is consistent with applicable federal and state regulations governing 529 plans. All required documentation will be executed in coordination with the Plan administrator. Legal review will be obtained as appropriate.

**SCHEDULE:** Based upon OIAA Commission approval, the proposed Plan update will have an effective date of February 26, 2026.

**ATTACHMENTS:**

1. Resolution No. 2026-02 – Updated Sponsor 529 College Savings Plan

**STAFF REVIEW AND APPROVAL:**

|                    |  |
|--------------------|--|
| Originator:        | <u>Angela Lauber-Conroy, Chief People Officer</u>  |
| Originating Dept.: | <u>Human Resources</u>   |
| Director Review:   | <u>N/A</u>   |
| Chief Review:      | <u></u> |
| CFO Review:        | <u></u> |
| CEO Approval:      | <u></u> |

This Agenda Report has been reviewed by OIAA General Counsel.

The Agenda Report references the terms and conditions of the recommended actions and request for approval. Any document(s) referred to herein, which are not attached or posted online, may be reviewed prior to or following scheduled Commission meetings in the Office of the Clerk of the Commission. Hours to review are between 8:30 a.m. and 4:30 p.m., Monday through Friday, although these hours and review procedures may be modified. In that case, the documents may be requested by email at [clerk@flyontario.com](mailto:clerk@flyontario.com).

RESOLUTION NO. 2026-02

---

**A RESOLUTION OF THE ONTARIO INTERNATIONAL AIRPORT  
AUTHORITY APPROVING THE UPDATED PLAN SPONSOR FOR THE  
529 COLLEGE SAVINGS PLAN AND AUTHORIZING DESIGNATED  
OFFICERS TO EXECUTE NECESSARY DOCUMENTS AND ACTIONS  
TO IMPLEMENT THE CHANGE.**

---

**WHEREAS**, The Ontario International Airport Authority (“Authority”) currently sponsors a qualified 529 College Savings Plan (the “Plan”) for the benefit of eligible employees; and

**WHEREAS**, The role of Plan Sponsor includes fiduciary oversight, administrative responsibility, and ensuring continued compliance with applicable federal and state regulations governing 529 plans; and

**WHEREAS**, It has been determined that updating the designated Plan Sponsor is in the best interest of the Authority and Plan participants to ensure appropriate governance, administrative alignment, and continuity of oversight; and

**WHEREAS**, The proposed update does not alter employee eligibility, contribution options, or existing participant account balances, and will not negatively impact current Plan participants; and

**WHEREAS**, Management has reviewed the proposed change and recommends approval to proceed with updating the Plan Sponsor designation and executing all necessary documentation to effectuate the change;

**NOW, THEREFORE, BE IT RESOLVED** by the Ontario International Airport Authority Commission as follows:

**SECTION 1.** The Ontario International Airport Authority Commission hereby approves the update of the Plan Sponsor for the Authority’s 529 Plan from Kim Snow to Chief People Officer, Angela Lauber-Conroy, effective February 26, 2026. Further, the Authority Chief Executive Officer is authorized to identify or designate any replacement Plan Sponsor.

**SECTION 2.** Authorized officers of the organization are **hereby** directed and authorized to execute any and all agreements, amendments, certifications, or other documents necessary to implement this change, including coordination with the Plan administrator and investment provider.

**SECTION 3.** Effective Date. This Resolution will take effect on February 26, 2026.

**SECTION 4.** Certification. The Commission Clerk shall certify as to the adoption of this Resolution.

**PASSED, APPROVED, AND ADOPTED** at a Regular Meeting this 26th day of February, 2026.

\_\_\_\_\_  
ALAN D. WAPNER, OIAA PRESIDENT

ATTEST:

APPROVED AS TO LEGAL FORM:

\_\_\_\_\_  
MARILYN BONUS, COMMISSION CLERK

\_\_\_\_\_  
LORI D. BALLANCE, GENERAL COUNSEL

STATE OF CALIFORNIA            )  
COUNTY OF SAN BERNARDINO    )  
CITY OF ONTARIO                )

I, Marilyn Bonus, Commission Clerk/Assistant Secretary of the Ontario International Airport Authority, DO HEREBY CERTIFY the foregoing Resolution No. 2026-02 is the original and was duly passed and adopted by the Commission of the Ontario International Airport Authority at their Regular Meeting held on February 26, 2026, by the following roll call vote, to wit:

AYES:            COMMISSIONERS:

NOES:            COMMISSIONERS:

ABSENT:          COMMISSIONERS:

(SEAL)

---

MARILYN BONUS, MMC  
COMMISSION CLERK



**MEETING DATE:** FEBRUARY 26, 2026

**SUBJECT:** A RESOLUTION APPROVING THE AMENDED ONTARIO INTERNATIONAL AIRPORT SYSTEM RATES AND CHARGES FOR FISCAL YEAR 2025-2026

**RELEVANT STRATEGIC OBJECTIVE:**  Invest in ONT  Master the Basics  Plan for the Future

**RECOMMENDED ACTION(S):** Approve Resolution No. 2026-03 approving the amended Airport System Rates and Charges for Fiscal Year 2025-2026 at the Ontario International Airport Authority (“OIAA” or “Authority”).

**FISCAL IMPACT SUMMARY:** The Ground Transportation rates are being modified for charter, transportation network companies, and taxi transportation services from a per-seat methodology to a per-trip methodology. In addition to an annual administrative fee for each company, access fees will be charged between \$5 to \$10 per trip for charters and \$750 per company for up to 40 trips per day for hotel and motel shuttles. A conservative estimate of increased revenue from the adjusted rates is approximately \$200,000 per year.

**BACKGROUND:** The Authority has implemented a Ground Transportation Management System designed to accurately track and account for all ground transportation providers conducting business on Airport property and to capture all associated revenues. As a part of this implementation, staff reviewed existing ground transportation rates and evaluated current operation conditions. Based on this review, staff recommends the OIAA Commission approve a tiered-structured access fee for ground transportation providers. The proposed rate structure is intended to ensure fair, consistent, and equitable billing across all providers operating at the Ontario International Airport.

**PROCUREMENT:** N/A

**CEQA COMPLIANCE AND LAND USE APPROVALS:** Exclusion from the definition of “Project”: The creation of government funding mechanisms or other government fiscal activities which do not involve any commitment to any specific project which may result in a potentially significant physical impact on the environment [CEQA Guidelines §15378(b)(4)].

**STAFFING IMPACT (# OF POSITIONS):** N/A

**IMPACT ON OPERATIONS:** N/A

**SCHEDULE:** N/A

**ATTACHMENTS:**

1. Resolution No. 2026-03 – Rates and Charges FY 2025-2026

**STAFF REVIEW AND APPROVAL:**

|                    |  |
|--------------------|--|
| Originator:        | <u>Annie Lin, Director of Airline Affairs &amp; Properties</u> |
| Originating Dept.: | <u>Revenue Management Division</u>                             |
| Director Review:   | <u>N/A</u>   |
| Chief Review:      | <u><i>Elm J. Gray</i></u>                                      |
| CFO Review:        | <u><i>Celeste Heinonen</i></u>                                 |
| CEO Approval:      | <u><i>Atif Ekadi</i></u>                                       |

This Agenda Report has been reviewed by OIAA General Counsel.

The Agenda Report references the terms and conditions of the recommended actions and request for approval. Any document(s) referred to herein, which are not attached or posted online, may be reviewed prior to or following scheduled Commission meetings in the Office of the Clerk of the Commission. Hours to review are between 8:30 a.m. and 4:30 p.m., Monday through Friday, although these hours and review procedures may be modified. In that case, the documents may be requested by email at [clerk@flyontario.com](mailto:clerk@flyontario.com).

**RESOLUTION NO. 2026-03**

---

**A RESOLUTION OF THE ONTARIO INTERNATIONAL AIRPORT  
AUTHORITY APPROVING THE AMENDED AIRPORT SYSTEM RATES  
AND CHARGES FOR FISCAL YEAR 2025-2026**

---

**WHEREAS**, the Ontario International Airport Authority (the “Authority” or “OIAA”) was established under a Joint Exercise of Powers Agreement between the City of Ontario and the County of San Bernardino (the “Joint Powers Agreement”) pursuant to the purpose of operating, maintaining, developing, and marketing the Ontario International Airport (the “Airport”); and

**WHEREAS**, the Authority staff, including the Chief Executive Officer (“CEO”) and the Chief Financial Officer (“CFO”) of the Authority, have determined the amended Authority’s rates and charges schedule for Fiscal Year 2025-26 in accordance with provisions of the Joint Powers Agreement; and

**WHEREAS**, on June 16, 2025, the OIAA Commission adopted Resolution No. 2025-04, the Ontario International Airport System Rates and Charges for fiscal year 2025-2026.

**WHEREAS**, on November 17, 2025, the OIAA Commission adopted Resolution No. 2025-09, amending the Ontario International Airport System Rates and Charges for fiscal year 2025-2026.

**WHEREAS**, the Authority Commission has reviewed the proposed amended Airport System Rates and Charges for Fiscal Year 2025-26 and has held a public meeting relative to its adoption.

**NOW, THEREFORE, BE IT RESOLVED** by the Ontario International Airport Authority Commission as follows:

**SECTION 1.** The Ontario International Airport Authority Commission hereby approves the amended Airport System Rates and Charges, effective March 1, 2026, attached as Exhibit “A”, and by this reference incorporated.

**SECTION 2.** Effective Date. This Resolution will take effect immediately upon its adoption.

**SECTION 3.** Certification. The Secretary/Assistant Secretary shall certify as to the adoption of this Resolution.

**PASSED, APPROVED, AND ADOPTED** at a Regular Meeting this 26<sup>th</sup> day of February, 2026.

\_\_\_\_\_  
ALAN D. WAPNER, OIAA PRESIDENT

ATTEST:

APPROVED AS TO LEGAL FORM:

\_\_\_\_\_  
MARILYN BONUS, COMMISSION CLERK

\_\_\_\_\_  
LORI D. BALLANCE, GENERAL COUNSEL

STATE OF CALIFORNIA            )  
COUNTY OF SAN BERNARDINO    )  
CITY OF ONTARIO                )

I, Marilyn Bonus, Commission Clerk/Assistant Secretary of the Ontario International Airport Authority, DO HEREBY CERTIFY the foregoing Resolution No. 2026-03 is the original and was duly passed and adopted by the Commission of the Ontario International Airport Authority at their Regular Meeting held February 26, 2025, by the following roll call vote, to wit:

AYES:           COMMISSIONERS:

NOES:           COMMISSIONERS:

ABSENT:        COMMISSIONERS:

(SEAL)

\_\_\_\_\_  
COMMISSION CLERK/ASSISTANT SECRETARY

**ONTARIO INTERNATIONAL AIRPORT AUTHORITY  
AIRPORT SYSTEM RATES AND CHARGES FY2025-2026  
EXHIBIT A**

| Type   | Unit                             | Signatory   | Non-Signatory |
|--|----------------------------------|---|---------------|
| <b>Landing Fees:</b>   |                                  |   |               |
| Aircraft over 25,000 pounds  | Per 1,000 lbs. MGLW <sup>j</sup> | \$ 1.38   | \$ 1.72       |
| Aircraft over 12,500 pounds up to 25,000 pounds  | Per Landing                      | \$ 59.00  | \$ 74.00      |
| Aircraft less than 12,500 pounds   | Per Landing                      | \$ 31.00  | \$ 38.00      |
| <b>Terminal Rental Rates:</b>  |                                  |   |               |
| Terminal Space <sup>o</sup>  | PSFPM                            | \$ 12.64  | \$ 15.81      |
| Ground Transportation Center   | PSFPM                            | \$ 7.26   | \$ 9.08       |
| <b>Terminal Use Fees:</b>  |                                  |   |               |
| Gate Use Fee <sup>d</sup>  | Per Turn                         | \$ 238.00   | \$ 297.50     |
| Common Use Ticket Counter Fee  | Per Position Per Hour            | \$ 19.00  | \$ 23.75      |
| <b>Joint Use Fees<sup>f</sup>:</b>   |                                  |   |               |
| Domestic Inbound Baggage Claim System Joint Use Fee  | Per Deplaned Domestic Passenger  | Based on Domestic Inbound Baggage Claim System Joint Use Formula <sup>g</sup> |               |
| Baggage Make-up System Joint Use Fee   | Per Enplaned Passenger           | Based on Baggage Make-up System Joint Use Formula <sup>h</sup>                |               |
| <b>FIS<sup>c</sup> Use Fees:</b>   |                                  |   |               |
| FIS Use Fee  | Per Deplaned Passenger           | \$ 11.00  | \$ 13.75      |
| <b>Ramp and Apron Charges</b>  |                                  |   |               |
| Each 15-minute period or fraction thereof after airline has been given notice by the airport that the aircraft leave the area  | Per 15 Minute Period             | \$ 100.00   | \$ 125.00     |
| Each 10-minute period or fraction thereof when aircraft is double-parked or in a position other than a regular gate position and the airline has been given notice to leave the area | Per 10 Minute Period             | \$ 100.00   | \$ 125.00     |
| Each 15-minute period or fraction thereof in excess of 30 minutes for the cleanup of fuel spills   | Per 15 Minute Period             | \$ 100.00   | \$ 125.00     |
| <b>Aircraft Parking Charges<sup>a</sup></b>  |                                  |   |               |
| Parking Rate Per Airplane (Diversion) - For each 24-hr period after the first three hours the plane is on the ground. Any fraction thereof shall be a full 24-hr period.             | Per 1,000 lbs. MGLW              | \$ 1.10   | \$ 1.38       |
| Parking Rate Per Airplane (Non-Diversion) - For each 24-hr period the plane is on the ground. Any fraction thereof shall be a full 24-hr period.                                     | Per 1,000 lbs. MGLW              | \$ 0.65   | \$ 0.81       |
| <b>Ground Support Equipment Fee</b>  |                                  |   |               |
| For every wide-body passenger aircraft operation diverted to ONT. This will go to a special fund to recover the cost of the AVIRAMPs.  | Per Use Per Equipment            | \$ 450.00   | \$ 562.50     |
| <b>Passenger Facility Charge - (PFC)</b>   |                                  |   |               |
| Passenger Facility Charge - (before \$0.11 administrative fee)   | Per Enplaned Passenger           | \$  | 4.50          |

**ONTARIO INTERNATIONAL AIRPORT AUTHORITY  
AIRPORT SYSTEM RATES AND CHARGES FY2025-2026  
EXHIBIT A**

| <b>Type</b>  | <b>Unit</b>           | <b>Rates / Fees / Charges</b> |
|--|-----------------------|-------------------------------|
| <b>Parking Rates</b>   |                       |                               |
| <i>Lot 1</i>   |                       |                               |
| General Parking  | Per Day               | \$ 20.00                      |
| <i>Lot 2</i>   |                       |                               |
| Premium Parking Daily / Immediately in front   | Per Day               | \$ 35.00                      |
| General Parking  | Per Day               | \$ 30.00                      |
| <i>Lot 3</i>   |                       |                               |
| Daily Parking  | Per Day               | \$ 25.00                      |
| <i>Lot 4</i>   |                       |                               |
| Premium Parking Daily / Immediately in front   | Per Day               | \$ 35.00                      |
| General Parking  | Per Day               | \$ 30.00                      |
| <i>Lot 5</i>   |                       |                               |
| Daily Parking  | Per Day               | \$ 20.00                      |
| <i>Lot 6</i>   |                       |                               |
| Daily Parking  | Per Day               | \$ 20.00                      |
| Parking Rates shown above are listed as is during the time of approval of this Rates & Charges Exhibit. Rates may be subject to change from time to time without amendment of this exhibit. Current rates are always listed at <a href="https://www.flyontario.com/parking/lots">https://www.flyontario.com/parking/lots</a> . |                       |                               |
| <b>Employee Parking</b>  |                       |                               |
| Employee with SIDA Badge   | Per Month             | \$ 50.00                      |
| Employee without SIDA Badge  | Per Month             | \$ 175.00                     |
| <b>Ground Transportation Permits/Agreements</b>  |                       |                               |
| Charter (25 Passengers or Fewer)   | Per Drop-Off / Pickup | \$ 5.00                       |
| Charter (25 - 55 Passengers)   | Per Drop-Off / Pickup | \$ 8.00                       |
| Charter (55+ Passengers)   | Per Drop-Off / Pickup | \$ 10.00                      |
| TNCs   | Per Drop-Off / Pickup | \$ 5.00                       |
| Taxi Cabs  | Per Pick-Up           | \$ 4.00                       |
| Hotel/Motel Courtesy Van Annual Permit*  | Per Company Per       | \$ 750.00                     |
| *Note: This is a flat rate of \$750 per month (for up to 40 trips per day). Any trips exceeding the daily limit will be charged at \$3 per trip.   |                       |                               |
| <b>Ground Transportation Fees</b>  |                       |                               |
| Ground Transportation Administrative Fee   | Annually Per Company  | \$ 100.00                     |
| Transponder Fee  | Per Transponder       | \$ 50.00                      |
| Transponder Fee Replacement  | Per Replacement       | \$ 50.00                      |
| <b>Customer Facility Charge - (CFC)</b>  |                       |                               |
| Customer Facility Charge   | Per Transaction       | \$ 10.00                      |

**ONTARIO INTERNATIONAL AIRPORT AUTHORITY  
AIRPORT SYSTEM RATES AND CHARGES FY2025-2026  
EXHIBIT A**

| <b>Type</b>   | <b>Unit</b>                  | <b>Rates / Fees / Charges</b> |
|---|------------------------------|-------------------------------|
| <b>Clerk's Office Fees</b>                                    |                              |                               |
| Subpoena for Appearance                                       | Per Day                      | \$ 280.00                     |
| Subpoena for Records  | Per Subpoena                 | \$ 15.00                      |
| Public Records Request  | Per Page                     | \$ 0.15                       |
| Public Records Request  | Per USB Drive                | \$ 10.00                      |
| <b>Badging Fees</b>   |                              |                               |
| New Badging/Fingerprinting                                    | Each                         | \$ 100.00                     |
| Badge Renewal   | Each                         | \$ 80.00                      |
| Badge Re-Issuance <sup>b</sup>                                | Each                         | \$ 50.00                      |
| First Lost or Stolen Badge Replacement                        | Each                         | \$ 100.00                     |
| Second Lost or Stolen Badge Replacement                       | Each                         | \$ 150.00                     |
| Unrecovered Badge Fee   | Each                         | \$ 500.00                     |
| Missed Appointment Fee  | Each                         | \$ 25.00                      |
| <b>Annual Permits and Licenses</b>                            |                              |                               |
| Motor Vehicle Operating Permit                                | Every Two Years, Per Vehicle | \$ 200.00                     |
| Non-Exclusive License Agreement                               | Annually Per Company         | \$ 500.00                     |
| Fuel Delivery Permit  | Annually Per Company         | \$ 1,000.00                   |
| <b>Ground and Facility Rental Rates<sup>e</sup> - Minimum</b> |                              |                               |
| Unpaved Areas   | PSFPM                        | \$ 0.18                       |
| Paved for Autos/Vehicles                                      | PSFPM                        | \$ 0.22                       |
| Paved for Aircraft  | PSFPM                        | \$ 0.27                       |
| General Building/Hangar Rate                                  | PSFPM                        | \$ 0.35                       |
| Seasonal/Short-Term Use                                       | PSFPM                        | \$ 0.25                       |
| <b>Fuel Delivery Fees</b>                                     |                              |                               |
| Aviation Gasoline   | Per Gallon                   | \$ 0.05                       |
| Turbine Fuel  | Per Gallon                   | \$ 0.05                       |
| Lubricants  | Per Gallon                   | \$ 0.15                       |
| <b>Property/Facilities Fees</b>                               |                              |                               |
| Cypher Lock Installation                                      | Per Lock                     | \$ 500.00                     |
| Additional Tenant Keys  | Per Key                      | \$ 20.00                      |
| Conference Room Rental  | Per Hour                     | \$ 125.00                     |
| Additional Fee for Space Rental                               | Per Rental                   | \$ 100.00                     |
| <b>Terminal Utility Rates</b>                                 |                              |                               |
| Electricity   | PSFPM                        | \$ 1.32                       |
| Gas   | PSFPM                        | \$ 0.09                       |
| Water/Sewer   | PSFPM                        | \$ 0.30                       |
| <b>Late Fees</b>  |                              |                               |
| Concessionaire Reports  | Per Day                      | \$ 10.00                      |

**ONTARIO INTERNATIONAL AIRPORT AUTHORITY  
AIRPORT SYSTEM RATES AND CHARGES FY2025-2026  
EXHIBIT A**

| Type   | Unit                   | Rates / Fees / Charges |          |
|--|------------------------|------------------------|----------|
| <b>Film-Related Fees</b>   |                        |                        |          |
| <i>General Fees</i>  |                        |                        |          |
| Holding Fee (Amount goes towards deposit)                                  | Up to 7 Days           | \$                     | 250.00   |
| Cancellation Fee (If cancelled 72 hrs prior to start)                      | Per Cancellation       | \$                     | 500.00   |
| Tech/Director Scouting Fee (after the first hour)                          | Per Hour               | \$                     | 100.00   |
| <i>Production Vehicles - Parking</i>                                       |                        |                        |          |
| ≥5 Ton Trucks/Trailers   | Per Day                | \$                     | 32.00    |
| <5 Ton Trucks/Trailers   | Per Day                | \$                     | 19.00    |
| Cast/Crew Personal Auto  | Per Day                | \$                     | 24.00    |
| <i>Airport Personnel</i>   |                        |                        |          |
| Airport Film Staff   | Per Hour               | \$                     | 100.00   |
| Mechanics / Electricians   | Minimum Per Hour       | \$                     | 80.00    |
| Mechanics / Electricians   | Maximum Per Hour       | \$                     | 100.00   |
| Operations Staff / Custodial   | Minimum Per Hour       | \$                     | 40.00    |
| Operations Staff / Custodial   | Maximum Per Hour       | \$                     | 100.00   |
| Security Staff (with TSA Credentials)                                      | Per Hour               | \$                     | 50.00    |
| <i>Location Use Fees<sup>i</sup></i>                                       |                        |                        |          |
| <b>Location</b>  | <b>Prep/Strike Day</b> | <b>Film Day</b>        |          |
| Lockheed Hangars (Each)  | \$ 4,000.00            | \$                     | 6,000.00 |
| National Guard Hangar (NGN) - INTERIOR                                     | \$ 4,000.00            | \$                     | 6,000.00 |
| National Guard Hangar (NGN) - EXTERIOR                                     | \$ 4,000.00            | \$                     | 6,000.00 |
| Terminal 1 (Old Closed Terminal)   | \$ 4,000.00            | \$                     | 6,000.00 |
| Terminal 2 (Active) - Curb Scene*  | \$                     |                        | 5,000.00 |
| Terminal 2 (Active) - Baggage Claim*                                       | \$                     |                        | 5,000.00 |
| Terminal 2 (Active) - Ticket Window*                                       | \$                     |                        | 5,000.00 |
| *50% Discount applies on the second or third location booked in Terminal 2 |                        |                        |          |
| Hangar 34  | \$ 4,000.00            | \$                     | 5,000.00 |
| Hangar 11  | \$ 4,000.00            | \$                     | 5,000.00 |
| Boeing 727 (Plane Exterior Only)   | \$                     |                        | 2,000.00 |
| Boeing 727 (Plane Exterior & Interior)                                     | \$                     |                        | 4,000.00 |
| Parking Lots Used for Set Design   | \$ 4,000.00            | \$                     | 5,000.00 |
| <i>Location Use Fees - Overtime</i>  |                        |                        |          |
| Beyond 12 hours  | Per Hour               | \$                     | 500.00   |
| Beyond 16 hours  | Per Hour               | \$                     | 1,000.00 |
| <i>Filming Fees Billed Separately</i>                                      |                        |                        |          |
| Ontario Police (OPD); Police Services i.e. Airfield or Traffic/Curbside    |                        |                        |          |
| Guardian Jet Center; Optional Hangar/Plane Use                             |                        |                        |          |
| Plane Tug Operations   |                        |                        |          |